

# THE CRAZY STORIES

*Once upon a time...*

*(The characters)*

*(The setting)*

*(initial situation)*

*She/He says: "*

"

*and he/she answered: "*

"

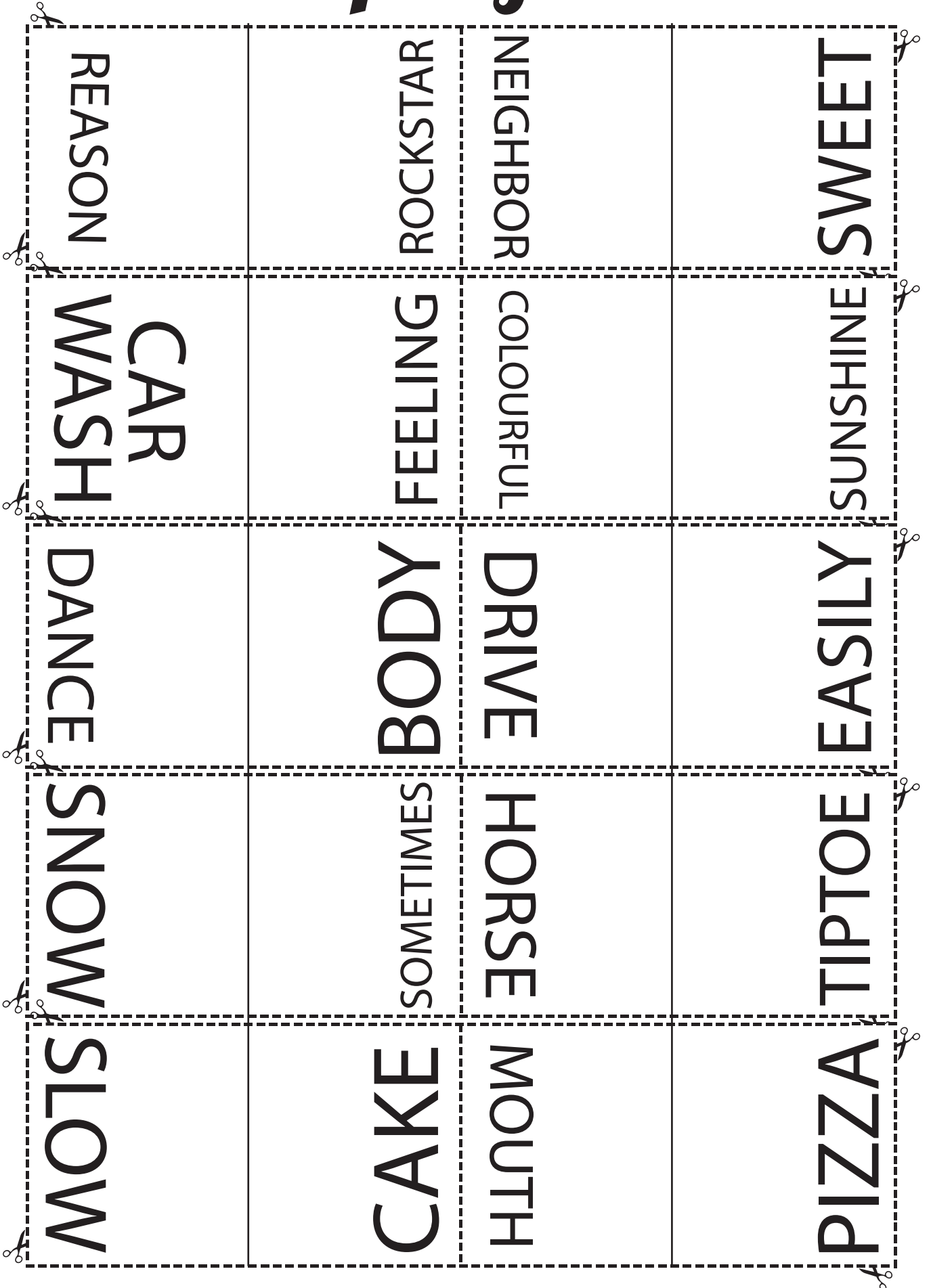
*It happened one day*

*(climax)*


*So they...*

*The end*

# let's play domino!



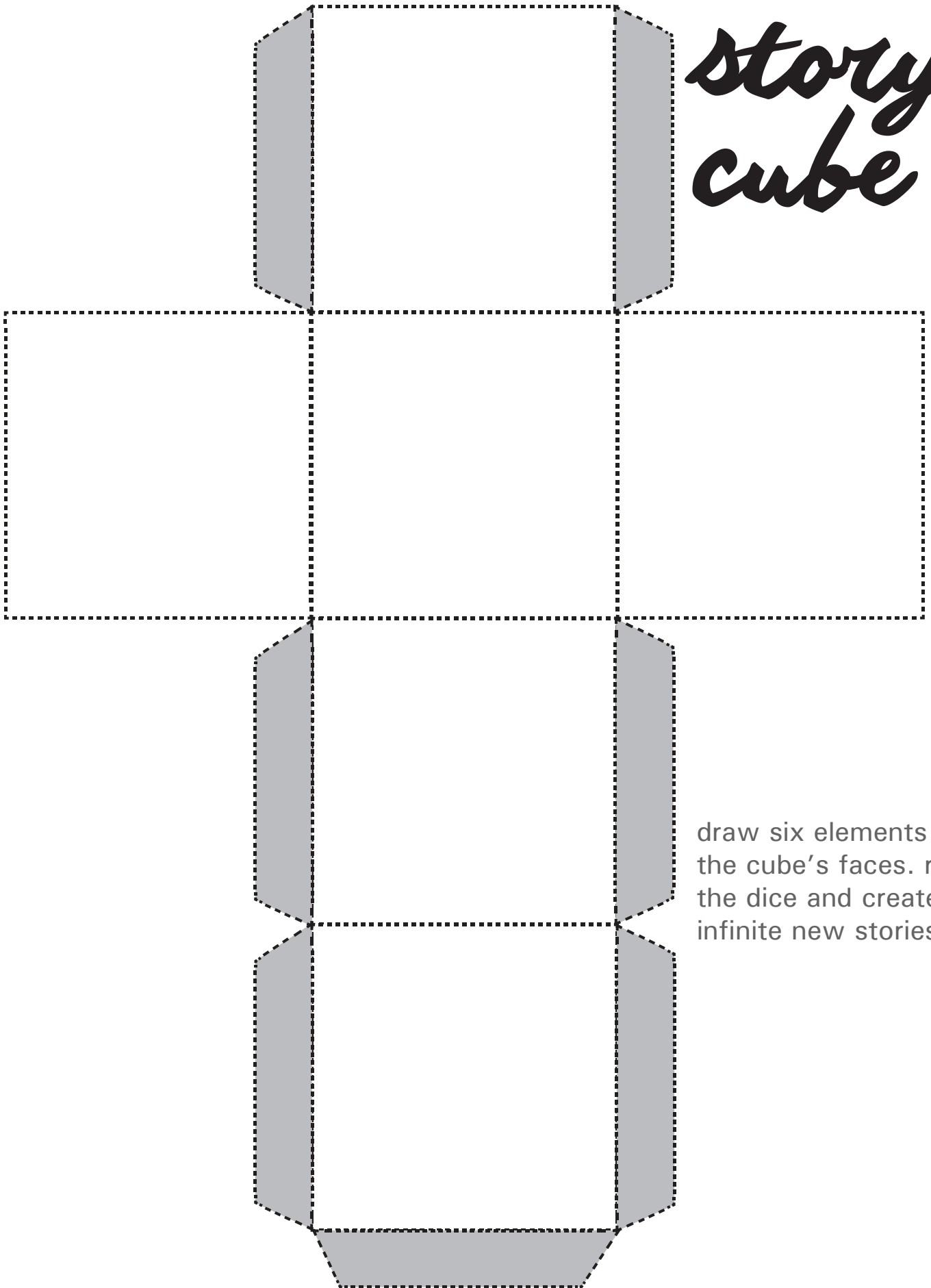
# TELL...A PHOTO!

A large rectangular frame with a thick black border, tilted slightly to the right. Inside this frame is a smaller rectangular frame, also with a thick black border, containing ten horizontal lines for writing. The lines are evenly spaced and extend across most of the width of the inner frame.

1. Look around you
2. Find something or someone that catches your attention
3. Pay attention to any details
4. Now TAKE A PHOTO in your mind
5. Describe what you have just seen

*let's build and play with a*

# *story cube*



draw six elements on  
the cube's faces. roll  
the dice and create  
infinite new stories!

WHO I AM

[Empty box for writing 'WHO I AM']

WHAT I DO

[Empty box for writing 'WHAT I DO']

I AM SPECIAL BECAUSE

amazing


THIS IS ME

wonderful

SPECIAL


hello

decorative elements: hearts, camera, film strip, and a pink stamp.



MY RECURRENT  
*dream*

A series of horizontal lines for writing, starting from the top line and extending down to the bottom of the page.



MY RECURRENT  
*nightmare*

write a letter to the future yourself

Dear



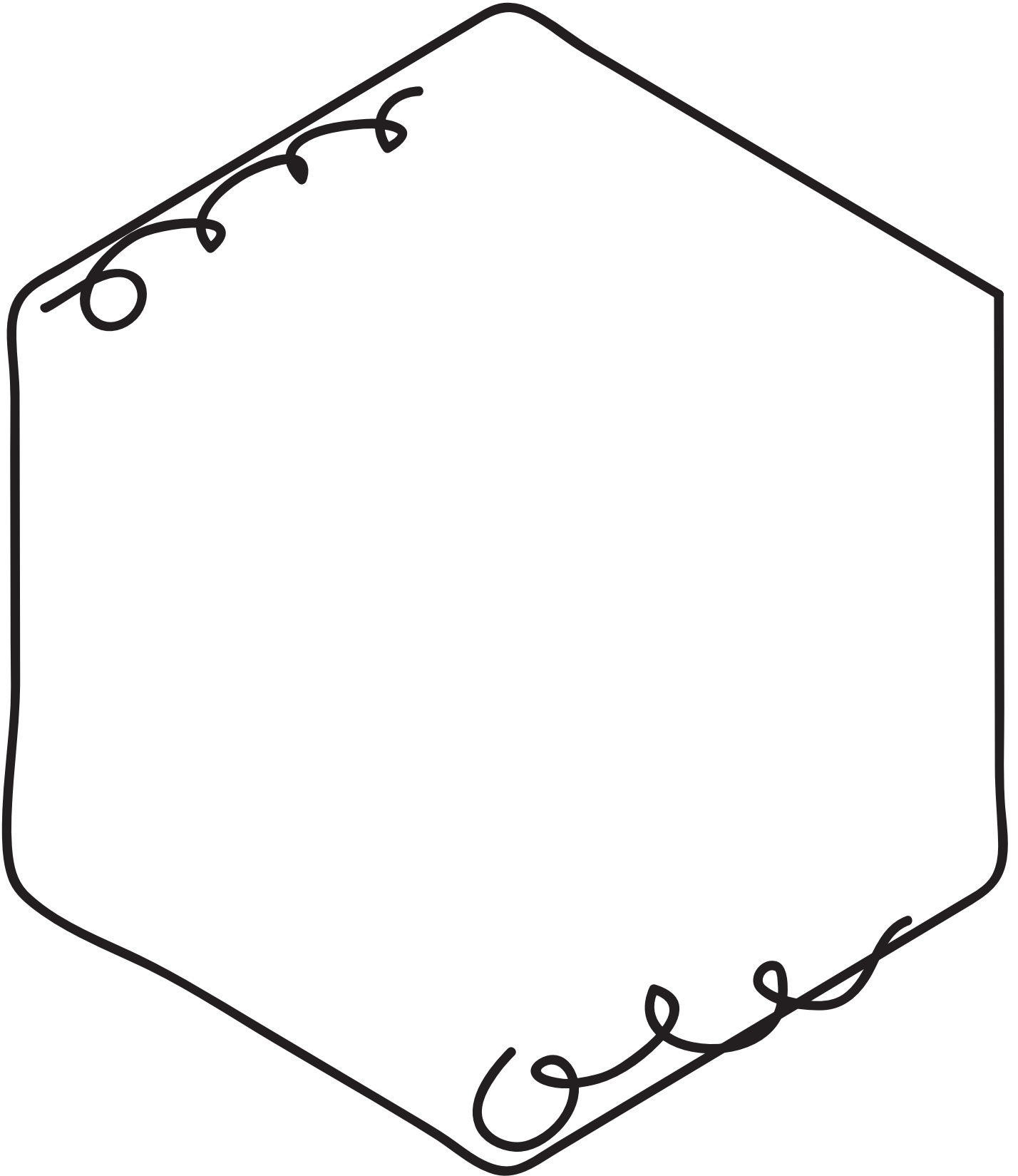
write a letter to yourself as a child

Dear

# *things I dislike*

A large, irregular, hand-drawn black outline shape that serves as a container for writing. Inside the shape, there are ten horizontal lines of varying lengths, providing a space for the user to write down things they dislike.

*today's words*



*I WRITE, I TELL, I PLAY by Maria Carmen Triola*

a beautiful day



with \_\_\_\_\_

where \_\_\_\_\_

doing \_\_\_\_\_

\_\_\_\_\_

\_\_\_\_\_

\_\_\_\_\_

\_\_\_\_\_

\_\_\_\_\_

\_\_\_\_\_

\_\_\_\_\_

\_\_\_\_\_

\_\_\_\_\_

\_\_\_\_\_

\_\_\_\_\_

a bad day



with \_\_\_\_\_

where \_\_\_\_\_

doing \_\_\_\_\_

\_\_\_\_\_

\_\_\_\_\_

\_\_\_\_\_

\_\_\_\_\_

\_\_\_\_\_

\_\_\_\_\_

\_\_\_\_\_

\_\_\_\_\_

\_\_\_\_\_

\_\_\_\_\_

\_\_\_\_\_

my future plans



# my creative PAGES

---

---

---

---

---

---

---

---

---

---

---

---

---

---

---

---

---

---

---

---

---

---

---

---



*my creative*  
**PAGES**

---

---

---

---

---

---

---

---

---

---

---

---

---

---

---

---

---

---

---

---

---

---

---

---

---



---

---

---

---

---



**I WRITE, I TELL, I PLAY**

**CREATIVE WRITING FOR CHILDREN**

HOW TO MOTIVATE AND PROMOTE THE STORYTELLING ABILITY AND CREATIVITY IN PRIMARY SCHOOL CHILDREN

# my creative PAGES

---

---

---

---

---

---

---

---

---

---

---

---

---

---

---

---

---

---

---

---


---

---

---

---

*things I love*

A large heart outline with a thick dark border. Inside the heart, there are ten horizontal lines of varying lengths, starting from the top and getting shorter towards the bottom, providing a space for writing.

draw your inner judge

once you've done,  
draw a red cross upon it

